X5 Dot RGB

RGB

Photometric Report

Report 2026-03-11-2

GLP German Light Products GmbH
GLP LightLab

Maximum Total Lumens	542	lm
Maximum Intensity	994	cd
CRI	81	
Energy Efficiency Class	B	
Energy Efficiency Index	0.82	
Power Consumption	39	$\frac{\mathrm{kW\,h}}{1000\,\mathrm{h}}$
Serial Number	00045	
Measurement Date	2026-03-11 11:59	
Analysis SW Version	3.0.3	

Contents

1 Light Distribution RGB, Wide Beam **2**

2 White Quality – RGB **3**
2.1 TM-30-15 Detail Plots 4
2.2 TLCI-2012 Results 6

1 Light Distribution RGB, Wide Beam

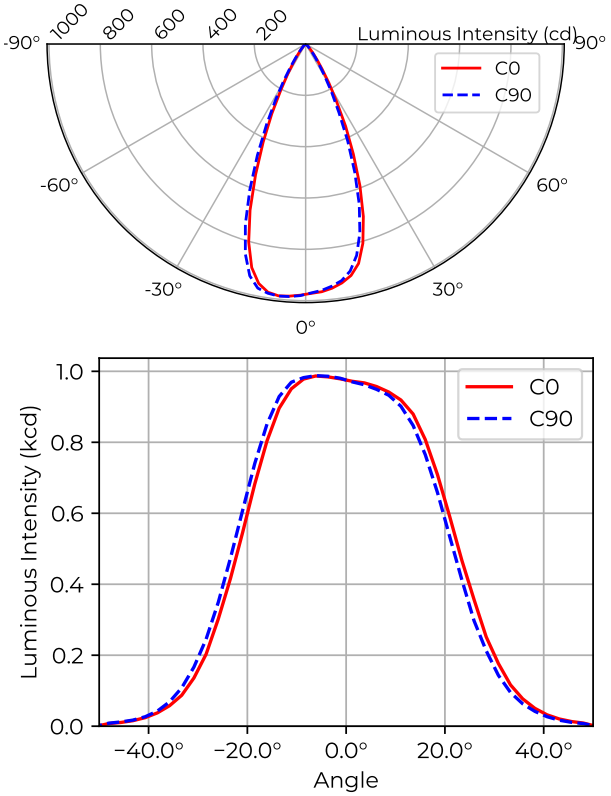

Type B measurement, 1764 data points.

Table 1: Opening angles for different intensity thresholds. RGB, Wide

		C0	C90
Beam Angle	50 %	45°	45°
Field Angle	10 %	67°	67°
Cutoff Angle	3 %	81°	80°

Table 2: Luminous flux, integrated over the beam for several minimum threshold intensities. RGB, Wide

		Flux (lm)
Half-Peak Output	@50 %	374
Tenth-Peak Output	@10 %	517
Total Lumen Output	@3 %	542

$$\text{diameter} = 0.83 \times \text{distance}$$

$$\text{illuminance} = \frac{975\ \text{lx}}{(\text{distance}\ [\text{m}])^2}$$

Figure 1: Polar and cartesian light intensity distributions. RGB, Wide

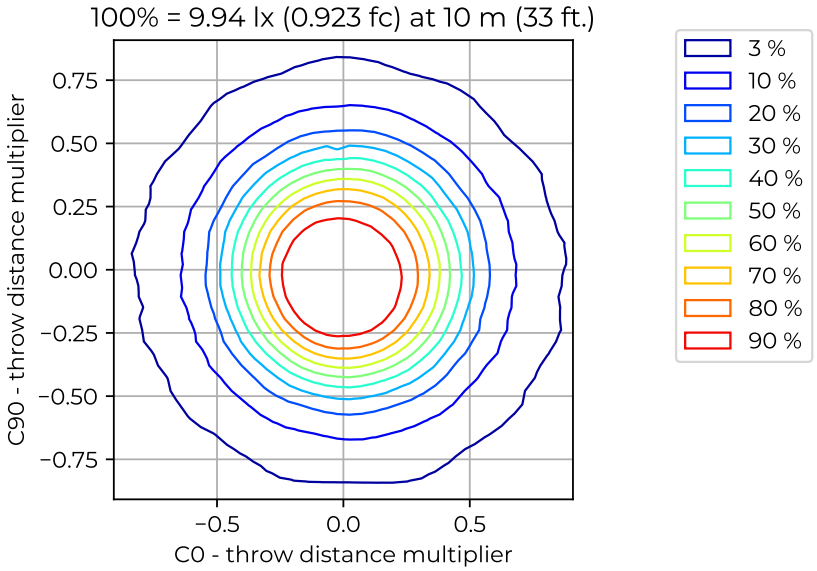

Figure 2: Iso-illuminance diagram of projected beam. RGB, Wide
dist. from origin = throw dist. × throw dist. multiplier

Table 3: Quick calculation diagram for illuminance and beam diameter. RGB, Wide

		Projection Distance [m]								
Parameter	Factor	5	7.5	10	12.5	15	17.5	20	22.5	25
Diameter [m]	0.83	4.1	6.2	8.3	10	12	14	17	19	21
Illuminance [lx]	975	39	17	9.8	6.2	4.3	3.2	2.4	1.9	1.6

2 White Quality – RGB

Table 4: Summary for RGB spectral measurement results and color metrics.

Metric	Value
CCT	6509 K
CCT D_{uv}	0.0066
CRI R_a	81
CRI R_9	14
TLCI-2012	76
TM-30-15 R_f	110
TM-30-15 R_g	83
CIE 1931 x	0.312
CIE 1931 y	0.335
CIE 1960 u	0.195
CIE 1960 v	0.314

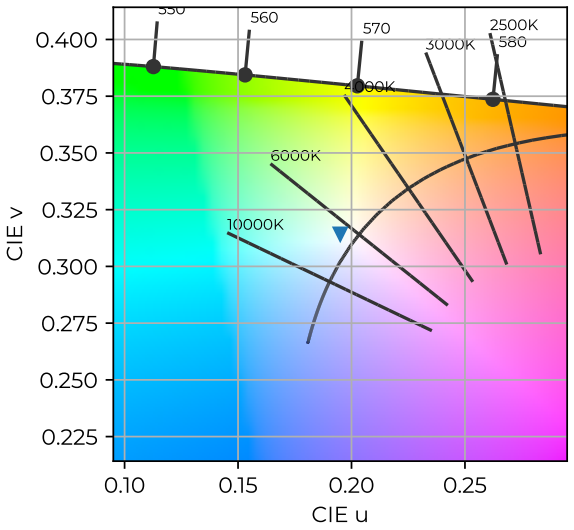

Figure 3: Color coordinates in CIE 1960 chromaticity diagram. RGB

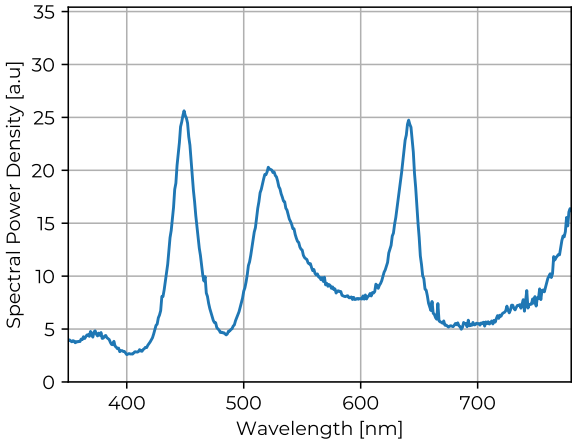

Figure 4: Measured Spectral Power Distribution of light source. RGB

2.1 TM-30-15 Detail Plots

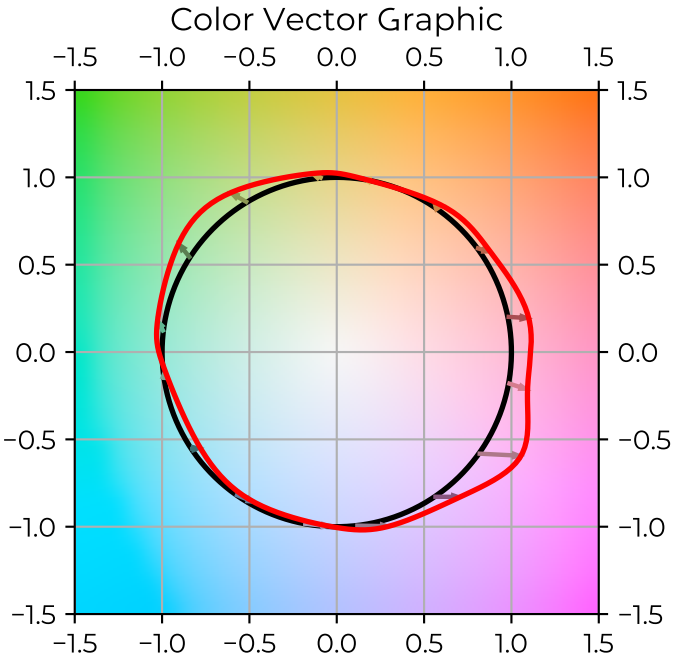

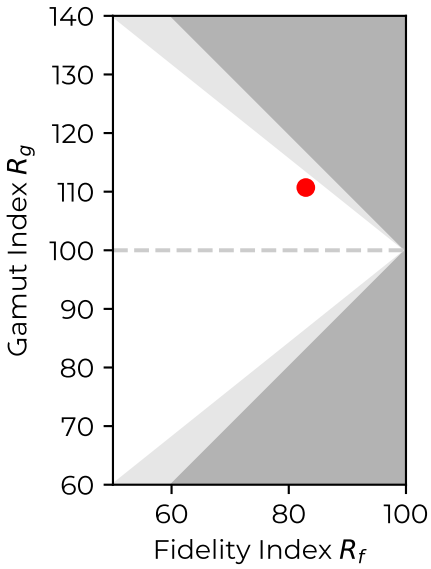

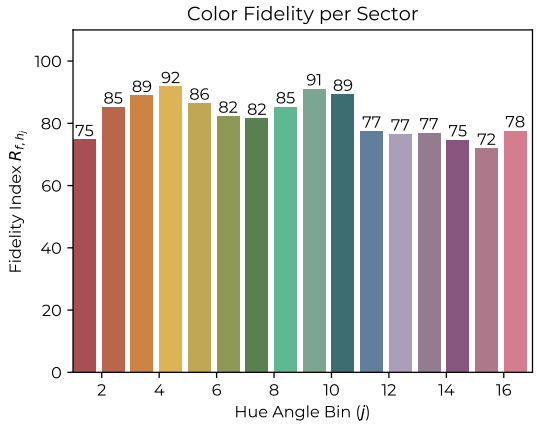

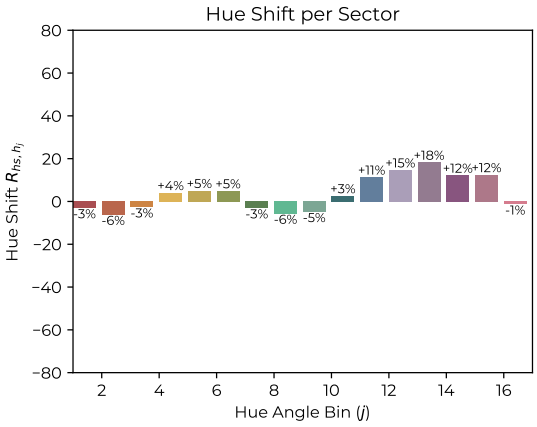

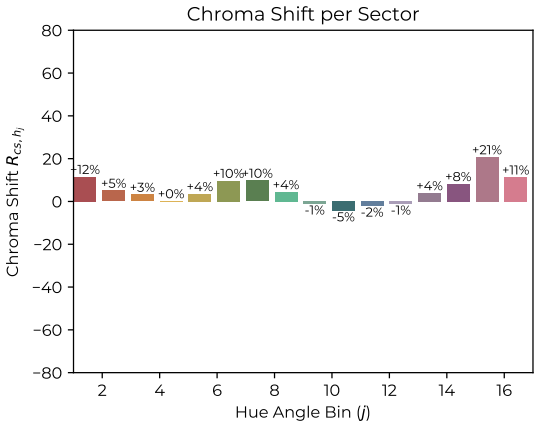

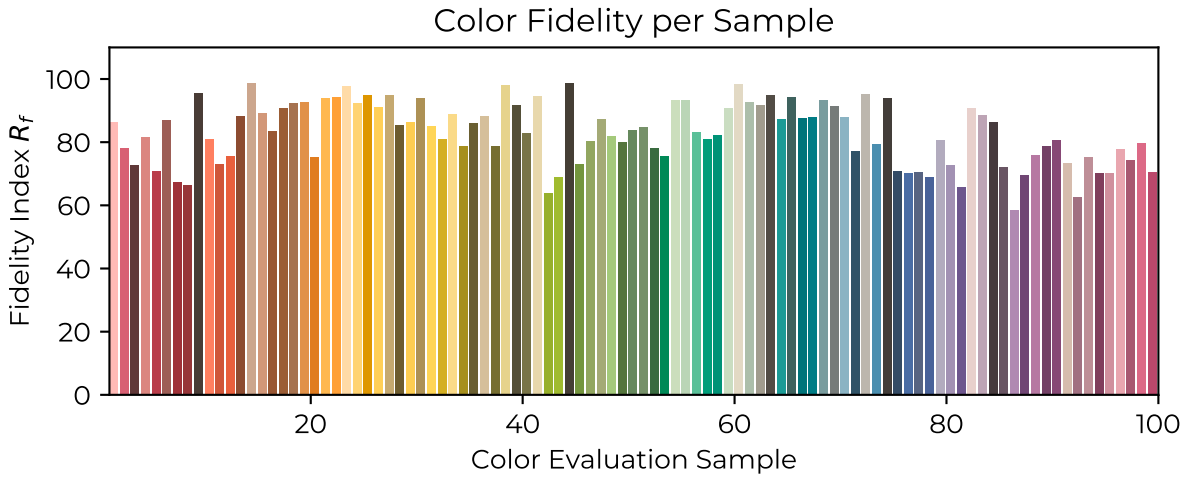
Color Fidelity per Sample
Fidelity Index R_f
100
80
60
40
20
0
20
40
60
80
100
Color Evaluation Sample

2.2 TLCI-2012 Results

X5 Dot RGB RGB : CCT = D6508 0.62, TLCI = 76



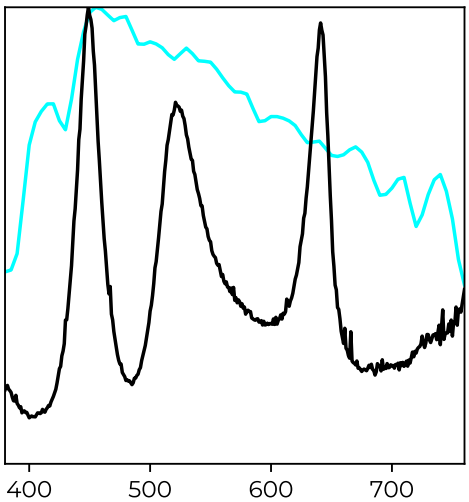

Sector	Lightness	Chroma	Hue
R	4	4	4
R/Y	2	2	2
Y	0	0	0
Y/G	2	2	2
G	3	3	3
G/C	5	5	5
C	3	3	3
C/B	2	2	2
B	2	2	2
B/M	1	1	1
M	3	3	3
M/R	4	4	4